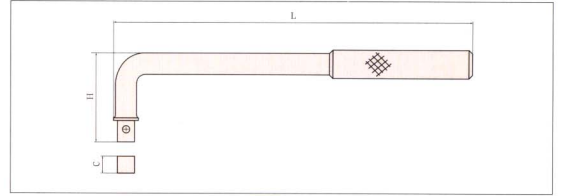



Offset Handle



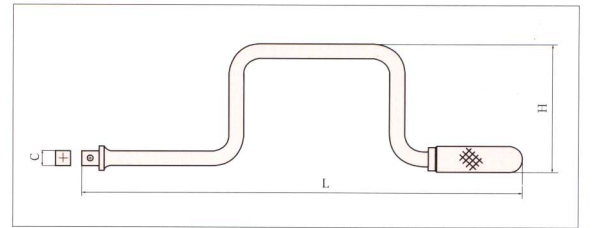

Number	C inch	L mm	H mm	Be-Cu g	Al-Cu g
121-1002	3/8	200	50	314	287
121-1004	1/2	230	60	410	380
121-1006	3/4	280	75	765	699
121-1008	1	300	85	1160	1060

Driver Extension



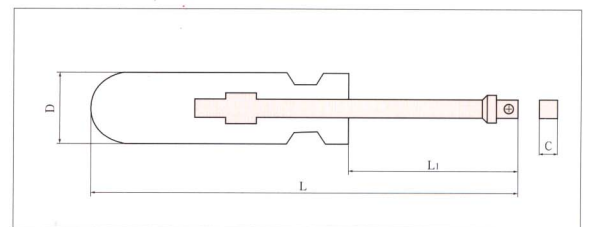

Number	C inch	L mm	Be-Cu g	Al-Cu g
122-1002	3/8	75	93	80
122-1004	3/8	150	185	160
122-1006	1/2	100	245	225
122-1008	1/2	125	260	230
122-1010	1/2	200	485	445
122-1012	1/2	250	510	455
122-1014	3/4	200	960	870
122-1016	1	200	1580	1410

Speed Handle



Number	C inch	L mm	H mm	Be-Cu g	Al-Cu g
123-1002	1/2	390	96	780	700

Driver Type Handle



Number	C inch	L mm	L ₁ mm	D mm	Be-Cu g	Al-Cu g
124-1002	1/4	140	55	23	62	55