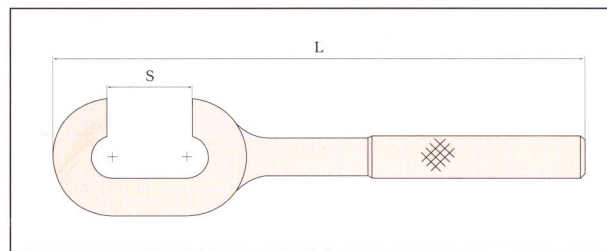
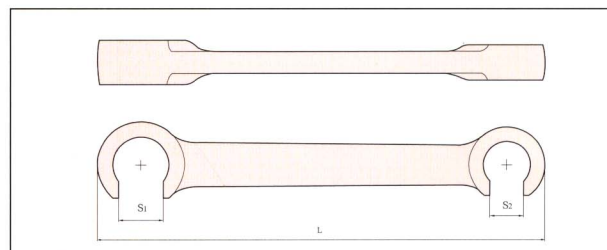


Wrench, C




Number	L mm	S mm	Be-Cu g	Al-Cu g
168-1002	450	40	1205	1102

Wrench, C



Number	L mm	S ₁ mm	S ₂ mm	Be-Cu g	Al-Cu g
169-1002	200	20	15	392	360

Wrench, C



Number	L mm	Φ mm	H mm	Be-Cu g	Al-Cu g
170-1002	600	32	32	4500	4115