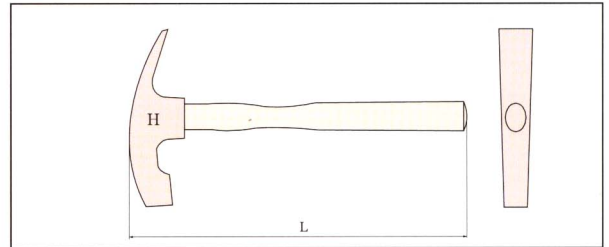


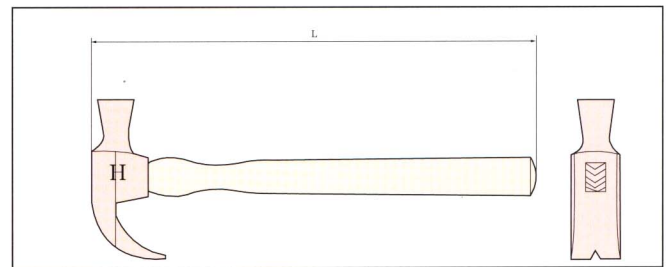
C

## Hammer, Bricklayers'



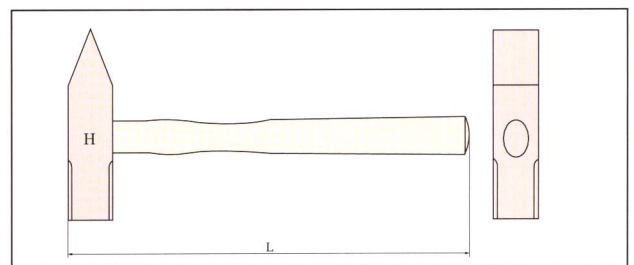
Number	H g	L mm	g
184-1002	600	305	750

## Hammer, Claw



Number	H g	L mm	g
185-1002	230	280	405
185-1004	450	300	652
185-1006	680	330	953
185-1008	910	390	1205

## Hammer, Cross Pein Engineers'



Number	H g	L mm	g
186-1002	500	310	655
186-1004	1000	340	1175
186-1006	1500	400	1850
186-1008	2000	450	2455
186-1010	5000	900	6005