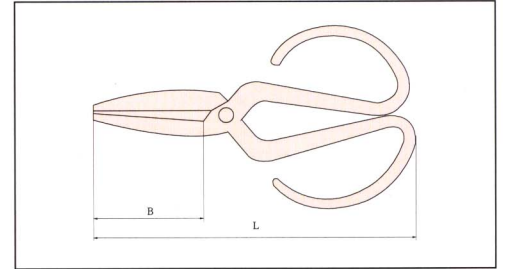


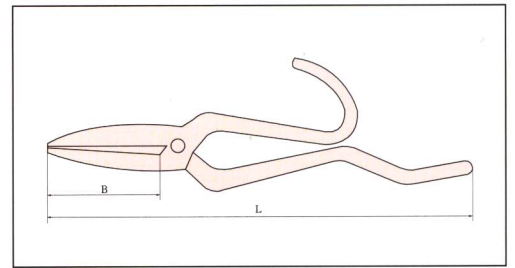
F

Shears, Cutting



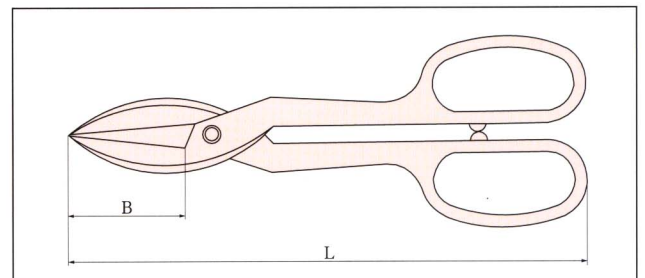
Number	L mm	B mm	Be-Cu g	Al-Cu g
242-1002	150	61	90	82

Shears, Cutting



Number	L mm	B mm	Be-Cu g	Al-Cu g
243-1002	290	91	235	215
243-1004	360	107	900	823

Shears, Tin



Number	L mm	B mm	Be-Cu g	Al-Cu g
244-1002	300	75	488	410