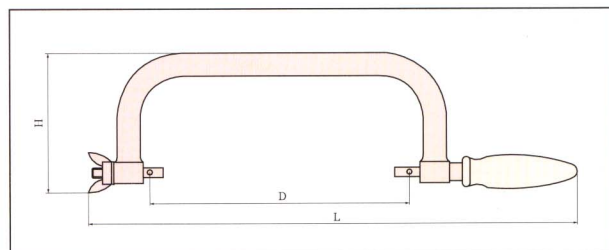
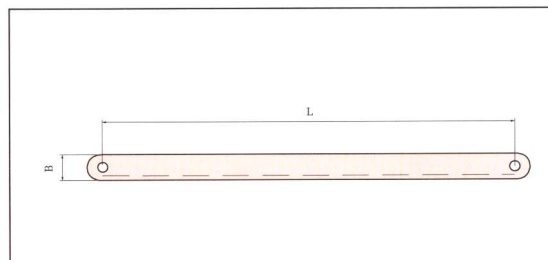


Saw – Hacksaw Frame



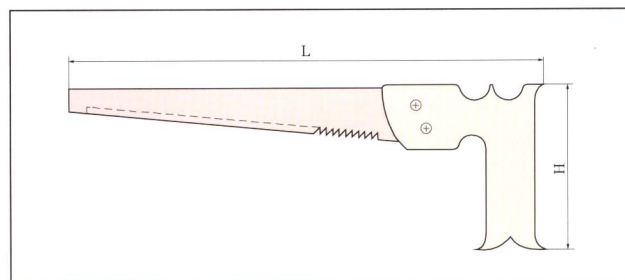
Number	L mm	D mm	H mm	Be-Cu g	At-Cu g
270-1002	500	300	110	645	590

Saw – Hacksaw Blade



Number	L mm	B mm	Be-Cu g
271-1002	300	12	32

Saw – Handsaw



Number	L mm	H mm	Be-Cu g	At-Cu g
272-1002	370	114	125	265